


Mirror  
ROELEN

Mirror



## Winogrand Mirror



The mirror has an aluminium frame with a 33mm profile thickness.  
There is a 10 mm etching with IP44 LED lighting. The winogrand mirror can be produced in any dimension according to your request. At the back of the mirror holes are provided for wall fixing.  
There are 2 types of etchings to be chosen from :  
a clear glass etching or a white coloured etching.



## Winogrand Clear glass

The Winogrand clear glass has a 10mm clear glass border around the mirror, creating a floating effect.



## Winogrand Sand

The Winogrand sand has a 10mm white etched border around the mirror.

## Morrandi Mirror



2 T5 or LED



1 T5 or LED



The mirror is mounted on the alu profile , creating a 1mm visible border.  
The profile thickness is 35 mm.  
Behind the frame we can mount  
T5 lighting , T5 LED lighting or LED strips  
The mirror can be produced as IP44 or IP23, and can be fitted with  
a switch or a sensor



The mirror is mounted within the alu profile, creating an 8mm visible border.  
The profile thickness is 35 mm.  
Behind the frame we can mount  
T5 lighting , T5 LED lighting or LED strips  
The mirror can be produced as IP44 or IP23, and can be fitted with  
a switch or a sensor



## Round Mirror

The round mirror can be fitted with or without T5 lighting behind the mirror. The mirror is mounted on a rectangular 20 x 20 mm profile.

There are 4 possibilities of lighting

- T5 lighting
- T5 LED lighting
- LED strip around the 20 x 20 mm frame
- RGB LED strip

The mirror can be produced as IP44 or IP23, and can be fitted with a switch or a sensor





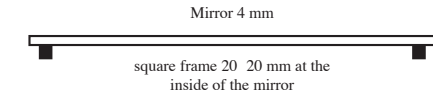
### Padova Mirror



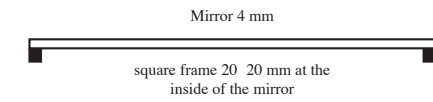
This mirror is mounted on a 20 x 20 mm square profile. Behind the 20 mm profile, T5 lamps or LED lighting can be mounted. The mirror can be fitted with a switch or a sensor.



Padova Inside



Padova Outside





### Po8 Mirror



#### Po8 Mirror detail

The mirror is mounted in the PO8 door profile, the profile thickness is 20 mm, creating an 8mm visible profile frame. This economical mirror is ideal to mount lights on top of the profile. LED profiles can be mounted behind the profile.




detail of Po8 profile with 4 mm mirror



### Led Surround



This LED Mirror has a 30mm etched border at the outside of the mirror. High power LED lights are mounted behind the mirror creating an illuminated etched border. The mirror is IP44. The mirror is mounted on a 25 mm profile




## Led Square




This LED Mirror has 1 or 2 illuminated squares within the mirror and a 25mm outside frame.  
Using high power LED, the light is evenly distributed.  
The mirror is IP44.  
The mirror can be fitted with a switch or a sensor.



## Led Round



This LED Mirror has rounded edges.  
At the top and the bottom of the mirror there is an etched part . Behind the mirror, high power LED lights are mounted creating an evenly distributed light.  
The mirror is IP44  
The mirror can be fitted with a switch or a sensor.



## Led surround PLEXI



This LED Mirror has a 20mm etched border.  
High power LED lights are mounted behind the mirror creating an illuminated etched border.  
At the outside of the mirror, a plexi frame is mounted, creating light at the front and at the side of the mirror.  
The mirror is IP44  
The mirror is mounted on a 25mm profile